



# SCHOOL ATHLETICS EQUITY ACT

REPORT  
2018

UPDATE TO CCSD SUPERINTENDENT & BOARD OF EDUCATION

# EQUITY ACT IMPLEMENTATION UPDATE

- Just completed data collection for 2017-2018 school year
  - Enrollment for school and athletic participants (female and male) and ratios
- Met with campus level athletic administrators regarding gender equity and compliance with Title IX
- Attended regional/state NMAA meeting where Title IX was part of the discussion
- Will continue to attend State-level NMAA meetings

# APPROACH TO COMPLIANCE

- #1 Athletic participation opportunities for males and females are proportionate to their respective enrollments.
- #2 Schools are continuing the practice of expanding athletic participation opportunities for all students.
- #3 2<sup>nd</sup> year Baseball at NHS (out of probation from 17-18 season).

# SCHOOL ATHLETICS EQUITY ACT REPORT

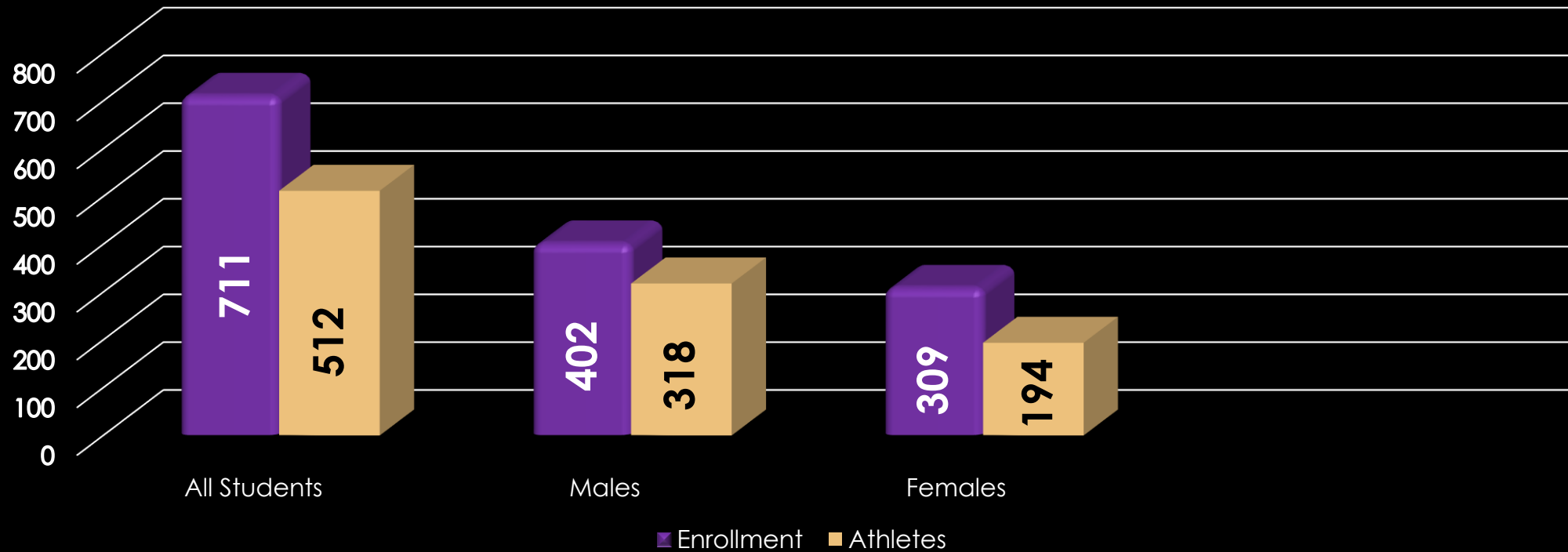
- Assurance form report mandated by the State for all districts
- CCSD submitted by due date: 8/31/18
- Report includes baseline data for 2017-2018
  - It includes 7<sup>th</sup> & 8<sup>th</sup> grade athletics and all high school athletics

# KIRTLAND CENTRAL HIGH SCHOOL

- \*512 athletic participants (some students participate in more than one sport)
- \*Ratio Enrollment- 57% Males: 43% Females
- \*Ratio Athletes- 79% Males: 63% Females
- Overall athletic participation at KCHS- 72% (Males and Females)

# KIRTLAND CENTRAL HIGH SCHOOL

## KCHS Athletics Ratio

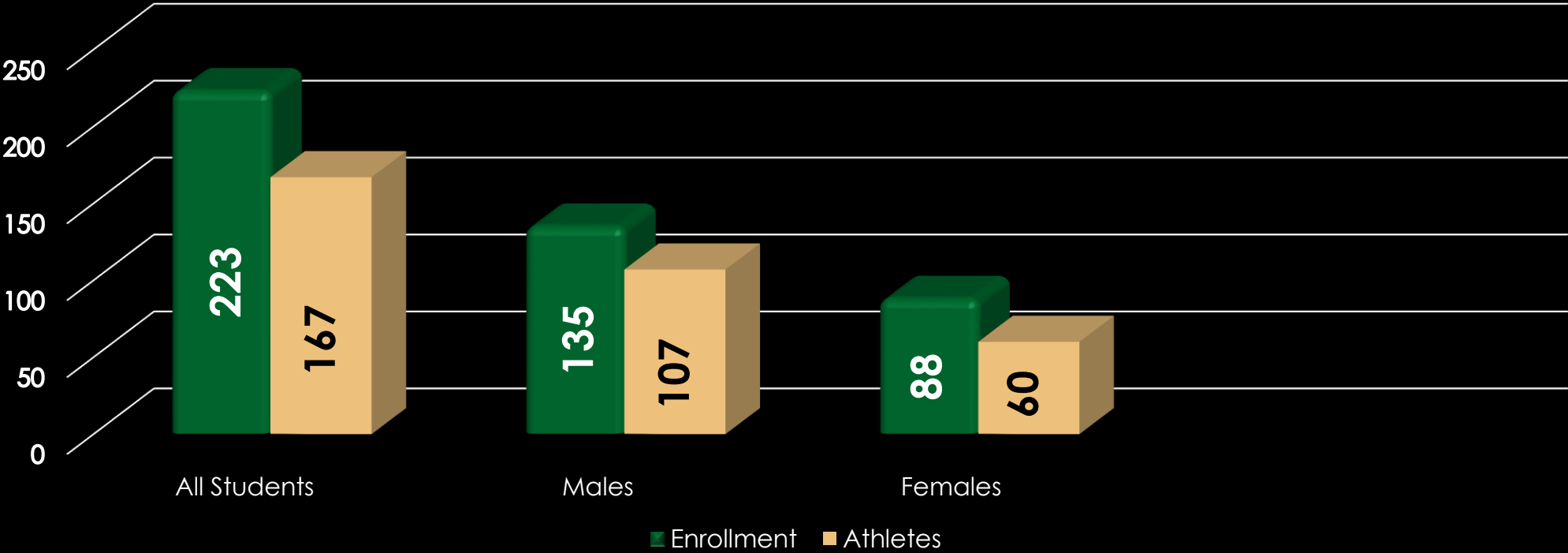


# NEWCOMB HIGH SCHOOL

- \*167 athletic participants (some students participate in more than one sport)
- \*Ratio Enrollment- 61% Males: 39% Females
- \*Ratio Athletes- 79% Males: 68% Females
- Overall athletic participation at NHS- 75% (Males and Females)

# NEWCOMB HIGH SCHOOL

NHS Athletics Ratio



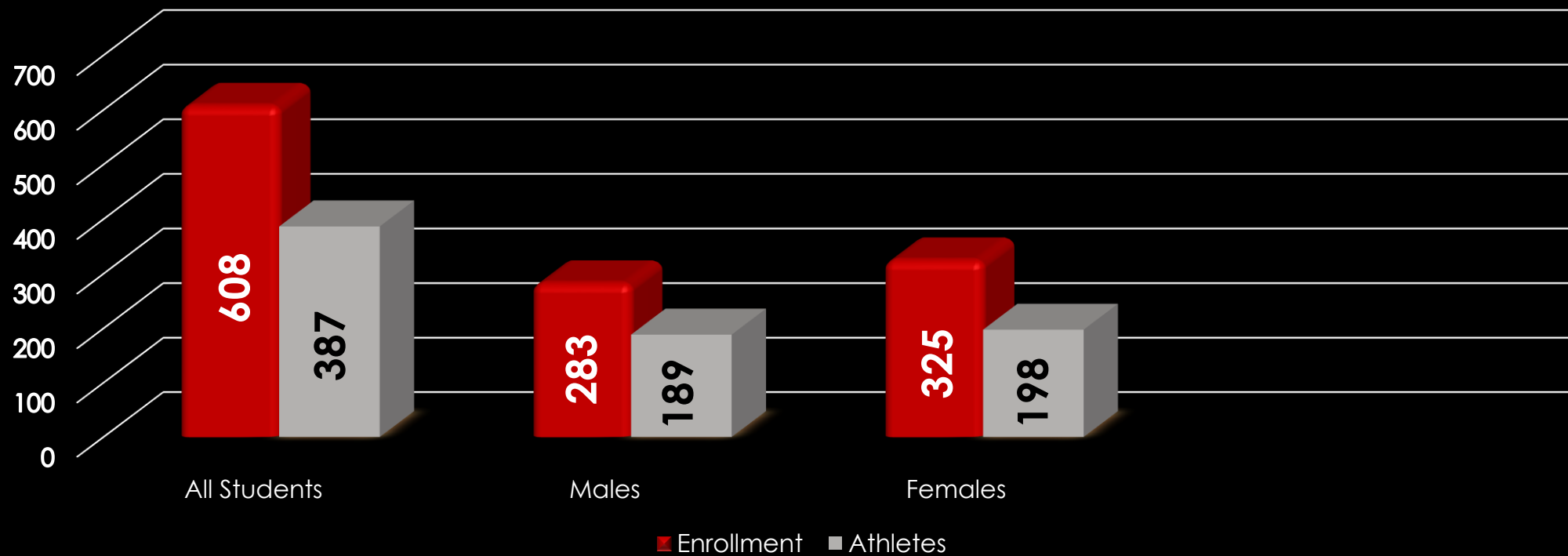


# SHIPROCK HIGH SCHOOL

- \*387 athletic participants (some students participate in more than one sport)
- \*Ratio Enrollment- 47% Males: 53% Females
- \*Ratio Athletes- 67% Males: 61% Females
- Overall athletic participation at SHS- 64% (Males and Females)

# SHIPROCK HIGH SCHOOL

SHS Athletics Ratio



# MIDDLE SCHOOL DATA

## Athletic Participation Ratios

- Each middle schools' data was also provided in the report
- The middle school data also provides the high schools with early number of how many students will be moving up to high schools

Middle schools (Enrollment)	Total Athletic Participation	Males	Females
KMS (476)	246	56%	47%
NMS (196)	99	47%	53%
TBA MS (467)	167	38%	34%

# NEXT STEPS - COMPLIANCE

- Will continue to monitor equity for Title IX compliance.
- Will continue to provide feedback to head coaches.
- Will continue send out participation interest survey to determine areas of interest for athletic participation.
  - When looking at the above interests, safety and transportation will be a factor, which will be in the discussion.



QUESTIONS?